

SHAW MIDDLE SCHOOL

2023-2024 SCHOOL PERFORMANCE PLAN



Student Success Goal

2023/24 Smarter Balanced data will evidence an increase of 5% overall in ELA Student Growth Percentile and 8% overall in Math Student Growth Percentile. Our English Learners population will increase by 10% in ELA Student Growth Percentile.

To support students to achieve this goal, we will:

1. Assure sufficient data to identify student needs of Tier 2 and Tier 3 instructional support.
2. Assure effective T1 instruction for all students before assigning Tier 2 and Tier 3 supports via MTSS process.
3. Enough Tier 2 and Tier 3 Support classes in grades 7/8. Create a Master schedule to allow Math and ELA 7/8 teachers to teach one section each of ELA, Math, or Academic Support.
4. Enough Tier 1, 2, 3 interventions for 6th graders. Create a Master schedule to allow every 6th grade student to receive ELA or Math instruction (highest need content area) at his or her level. For those students above grade level, provide enrichment instruction.

Student, Staff, and Family Partnerships Goal

Shaw will increase Student Climate results by an average of 3 percentage points on each survey component.

To support students and families to achieve this goal, we will:

Create a format for Student Advisory Council

1. Seek guidance from WCSD materials offered at Leadership meetings.
2. Select students, reflecting the makeup of Shaw's student population.
3. Develop a structure for the monthly meetings and data to share with students.
4. Develop a feedback mechanism to the Shaw population.

Resources for Parents and Families

Quick Tips for Parents and Families

Resource Links

Get involved! Contact Sonya Miller for information about volunteering with our school.

Stay connected! Let the front office know if your phone number, email or home address has changed.

Know your child's teachers! We are here to support your child's learning journey.

Infinite Campus Parent Portal

See your child's grades, assignments, attendance information and important updates

www.washoeschools.net/ICparent

Family Resource Centers

Basic needs assistance, resource referrals, and help with accessing services like SNAP

www.washoeschools.net/FRC

Care Solace

Free and confidential help to access mental health care providers in your community

www.washoeschools.net/Care

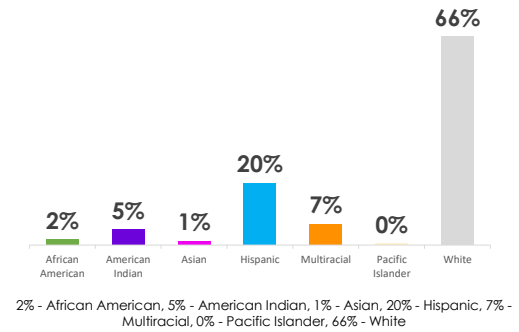


OUR WCS D PROMISE

We will know every student by **NAME, STRENGTH AND NEED** so they graduate prepared for the future they choose and we will deliver on this promise in partnership with our **FAMILIES and COMMUNITY.**

Our Student Demographics

- 20%** Free or Reduced Lunch
- 3%** English Learners
- 14%** Individualized Education Plans
- 1%** Children in Transition
- 0%** Foster
- 3%** Gifted & Talented



Total Enrollment

712

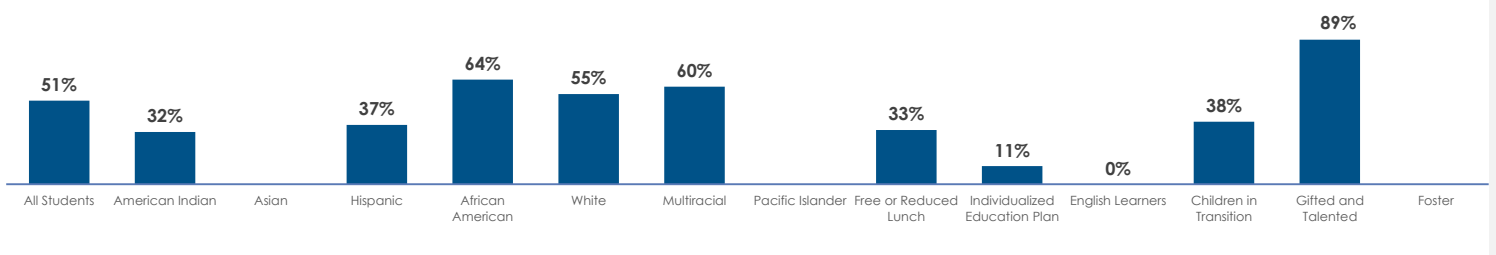


Smarter Balanced Assessment

Percent Achieving 'At or Above' Standard

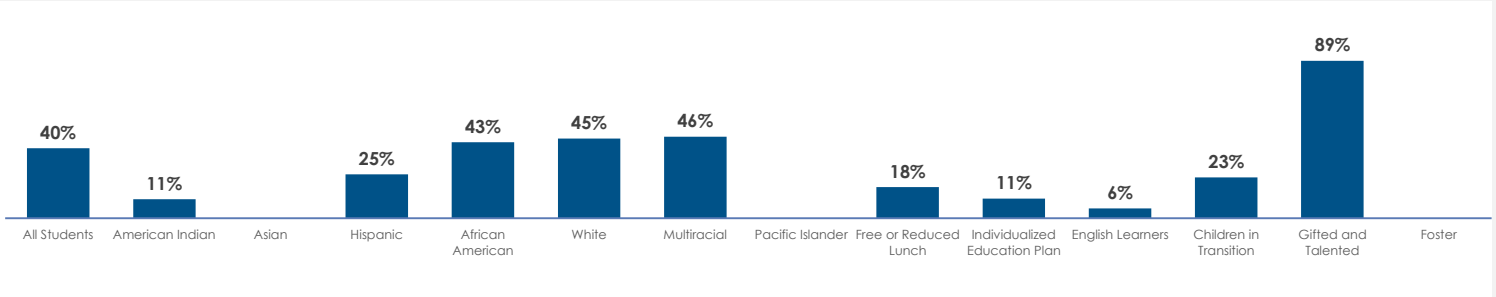


English / Language Arts



English / Language Arts: Percentage achieving "At or Above" standard (2022-2023): 51% - All Students, 32% - American Indian, * - Asian, 37% - Hispanic, 64% - African American, 55% - White, 60% - Multiracial, * - Pacific Islander, 33% - Free or Reduced Lunch, 11% - Individualized Education Plan, 0% - English Learners, 38% - Children in Transition, 89% - Gifted and Talented, * - Foster

Mathematics



Mathematics: Percentage achieving "At or Above" standard (2022-2023): 40% - All Students, 11% - American Indian, * - Asian, 25% - Hispanic, 43% - African American, 45% - White, 46% - Multiracial, * - Pacific Islander, 18% - Free or Reduced Lunch, 11% - Individualized Education Plan, 6% - English Learners, 23% - Children in Transition, 89% - Gifted and Talented, * - Foster

5th Grade Science Assessment

45%

Percentage of students achieving 'At or Above' Standard

Attendance

20%

Percentage of students missing 10% or more of school days

Scan to see more data!



* Data are intentionally left blank when the student population that makes up the data point are less than 10 (N < 10).